

REFERENCE: THIS DRAWING IS NOT FOR CONSTRUCTION

SR LA

SIMON RONAN LANDSCAPE ARCHITECTS

Cork Office
Lively Quay
Skibbereen
Co Cork
Ireland
A94A431
simon@simonronan.com

Dublin Office
25 Clongemiff Parade
Phibsborough
Dublin 7
Ireland
D07 XF25
+353 86 056 3434

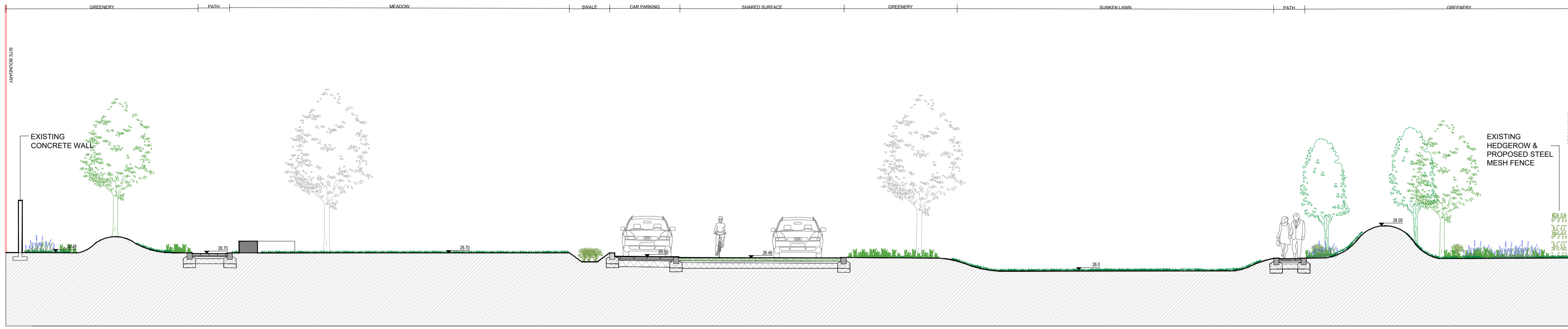
SECTION LOCATION PLAN L-800 SCALE 1:750 A1

PURPOSE OF DRAWING - PLANNING

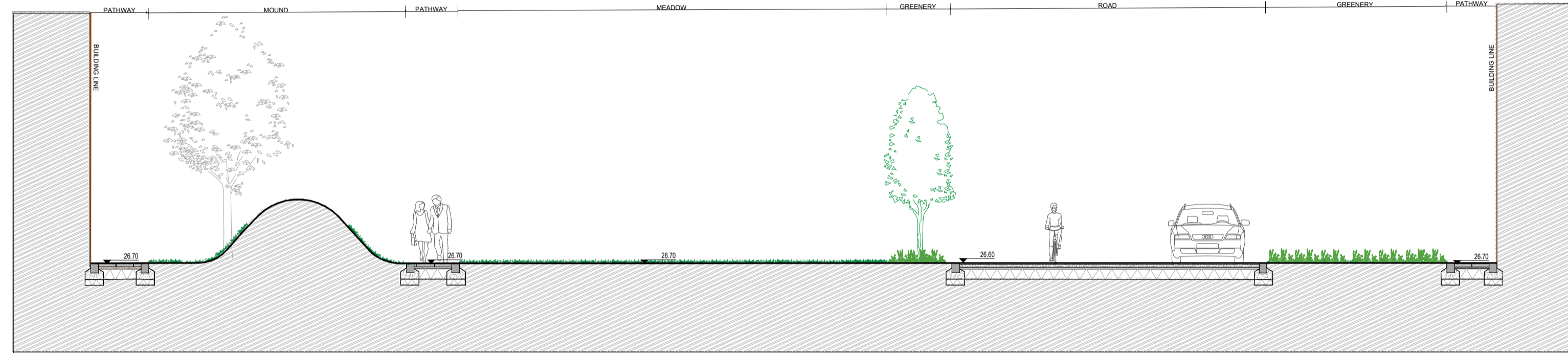
ROSS ROAD KILLARNEY

THIS DRAWING IS TO BE READ IN CONJUNCTION WITH RELEVANT CONSULTANTS DRAWINGS
ALL DIMENSIONS TO BE CHECKED ON SITE
NO DIMENSIONS TO BE SCALED FROM THIS DRAWING
NO PART OF THIS DOCUMENT MAY BE REPRODUCED OR
TRANSMITTED IN ANY FORM OR STORED IN ANY RETRIEVING
SYSTEM OR BY ANY MEANS, ELECTRONIC OR MECHANICAL,
INCLUDING PHOTOCOPYING, RECORDING, OR BY ANY INFORMATION
OR COMMUNICATIONS TECHNOLOGY WITHOUT THE WRITTEN PERMISSION
OF THE ARCHITECT. ANY USE OF THIS DOCUMENT FOR ANY OTHER PROJECT
OR ADDRESS FOR USE ON THE PROJECT FOR WHICH THE
DOCUMENT WAS ORIGINALLY ISSUED

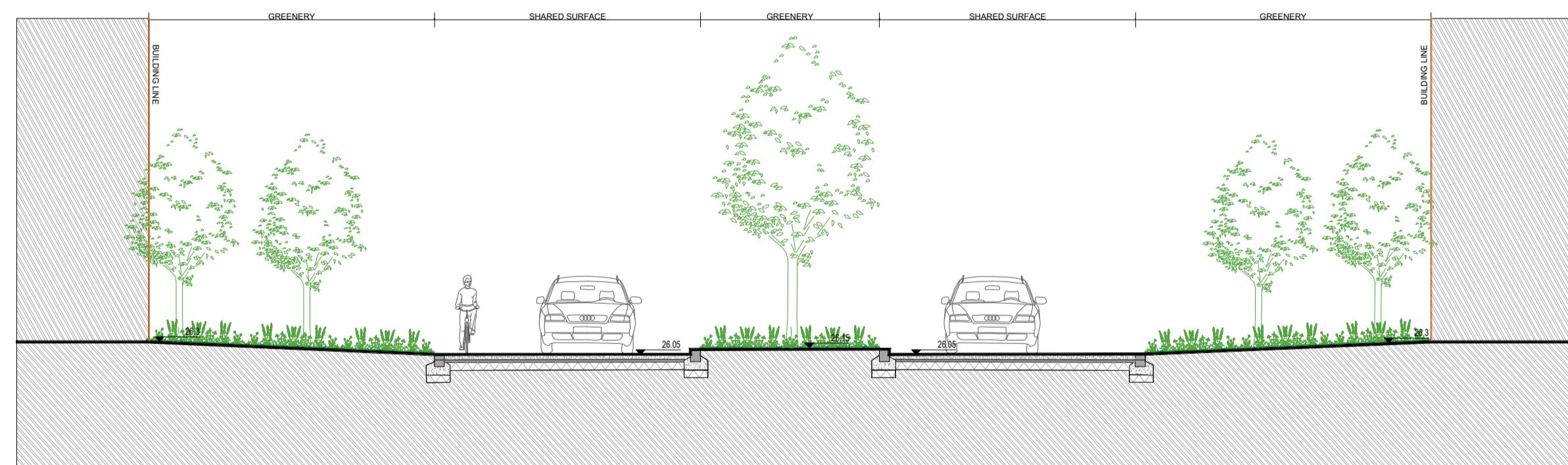
JULY 2025



1 SECTION 1
SCALE: 1:100 @ A1



2 SECTION 2
SCALE: 1:100 @ A1



3 SECTION 3
SCALE: 1:100 @ A1



REFERENCE: THIS DRAWING IS NOT FOR CONSTRUCTION

SR LA

SIMON RONAN LANDSCAPE ARCHITECTS

Cork Office
Levis Quay
Skibberen
Co. Cork
Ireland
A544431

Dublin Office
25 Glengarriff Parade
Phibsborough
Dublin 7
Ireland
D07 XP25

simon@simonronan.com +353 86 056 3434

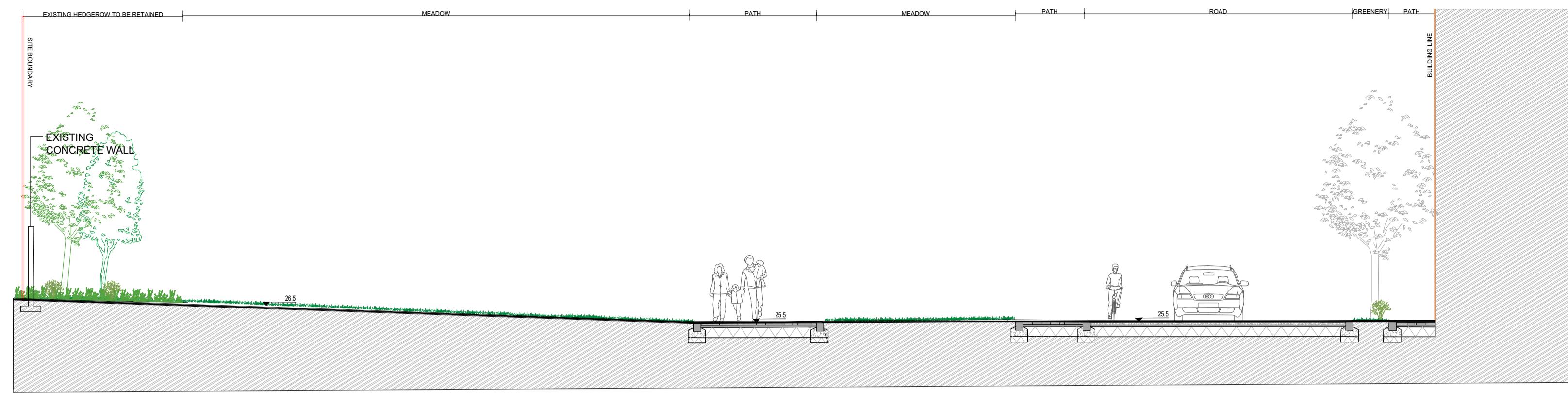
SECTIONS 1 OF 2 L- 801	SCALE 1:100 A1
---------------------------	-------------------

PURPOSE OF DRAWING - PLANNING

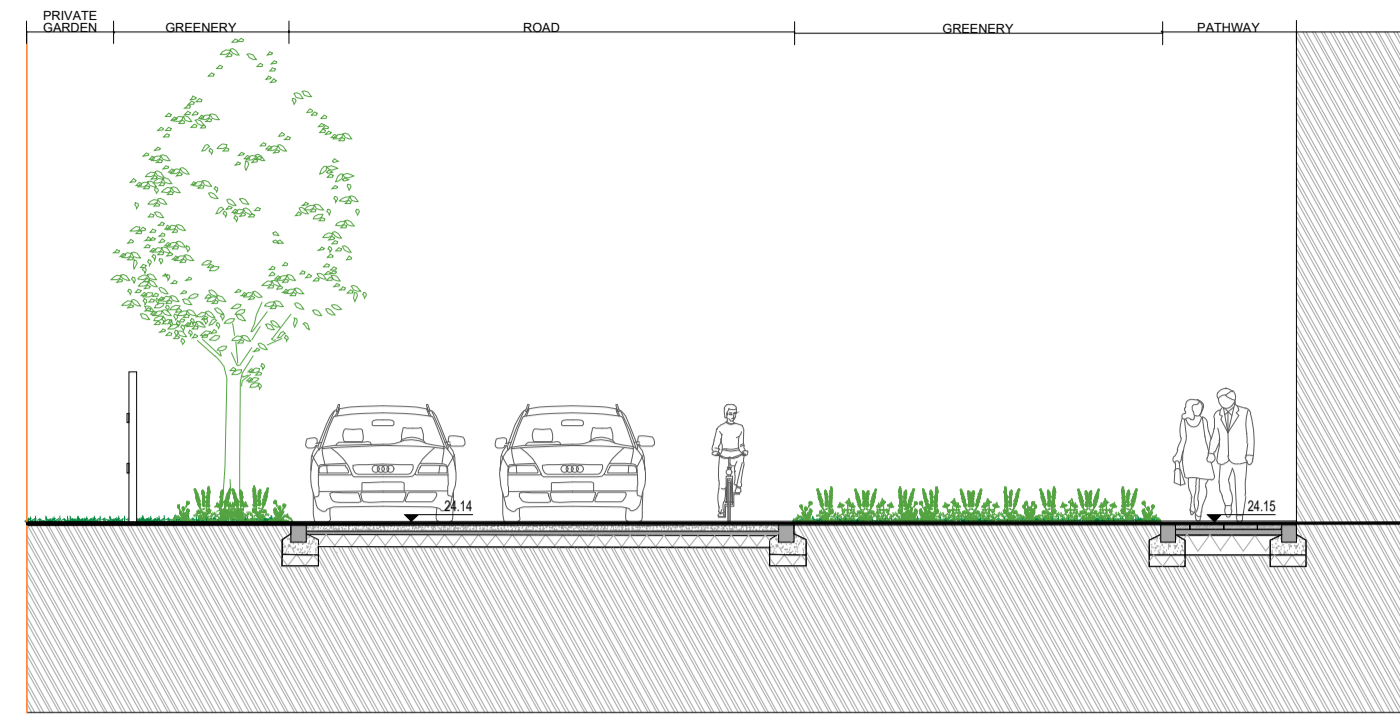
ROSS ROAD KILLARNEY

THIS DRAWING IS TO BE READ IN CONJUNCTION WITH PRELIMINARY TENDERS DRAWINGS AND SPECIFICATIONS TO BE CHECKED ON SITE. NO DIMENSIONS TO BE TAKEN FROM THIS DRAWING.
NO PART OF THIS DOCUMENT MAY BE REPRODUCED OR TRANSMITTED IN ANY FORM OR BY ANY MEANS, ELECTRONIC OR MECHANICAL, INCLUDING PHOTOCOPYING, RECORDING, OR BY ANY INFORMATION STORAGE AND RETRIEVAL SYSTEM, WITHOUT THE WRITTEN PERMISSION OF THE LANDSCAPE ARCHITECTS AND DESIGNER. PLEASE CONTACT AS APPLICABLE FOR USE OF THIS PROJECT FOR OTHER THAN THE DOCUMENT HEREIN ORIGINALLY ISSUED.

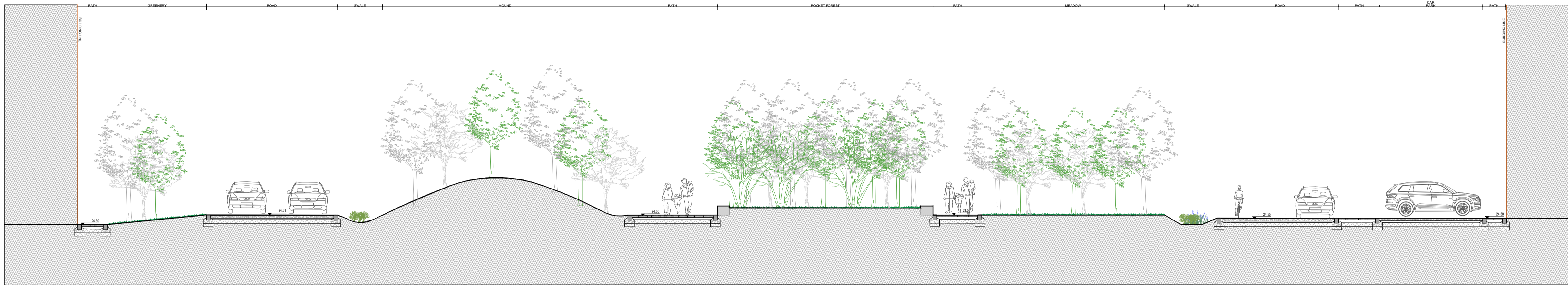
JULY 2025



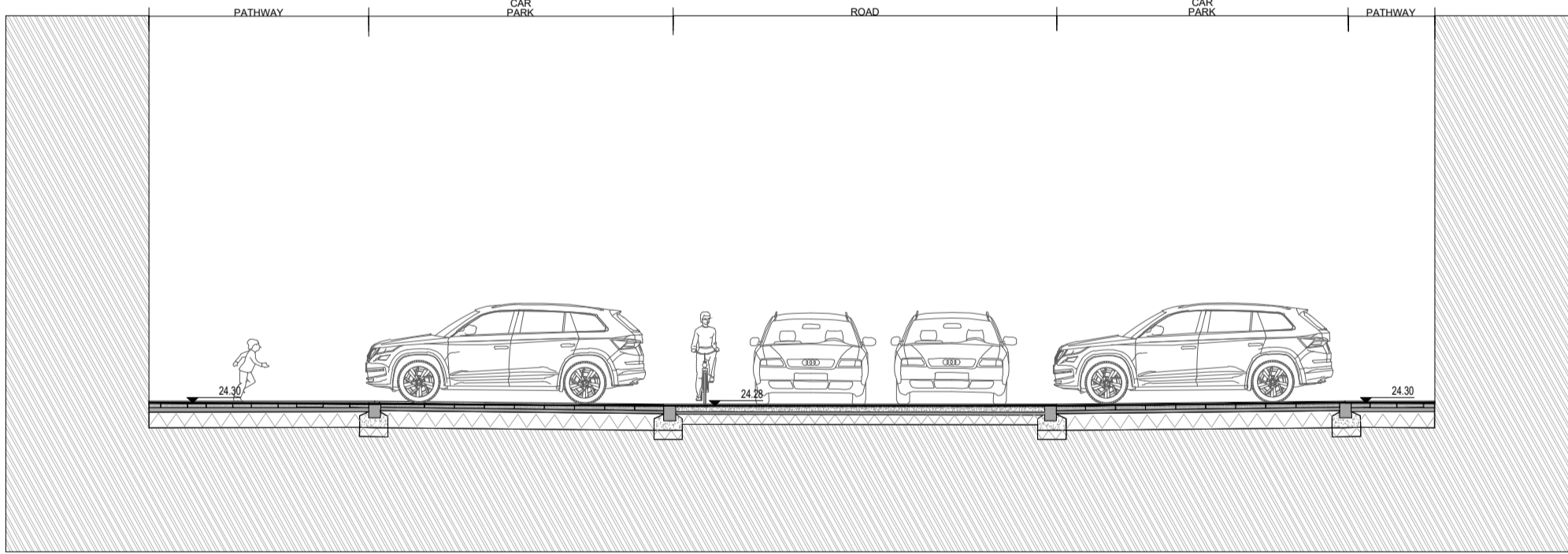
SECTION 4
SCALE: 1:100 @ A1



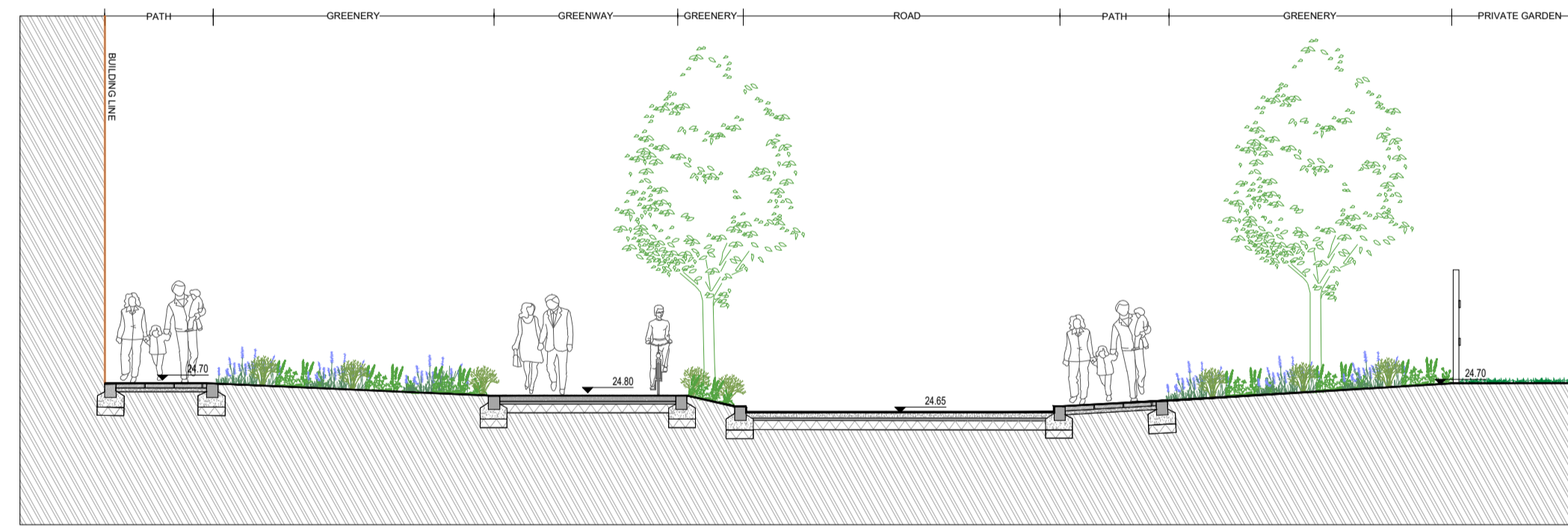
SECTION 6
SCALE: 1:100 @ A1



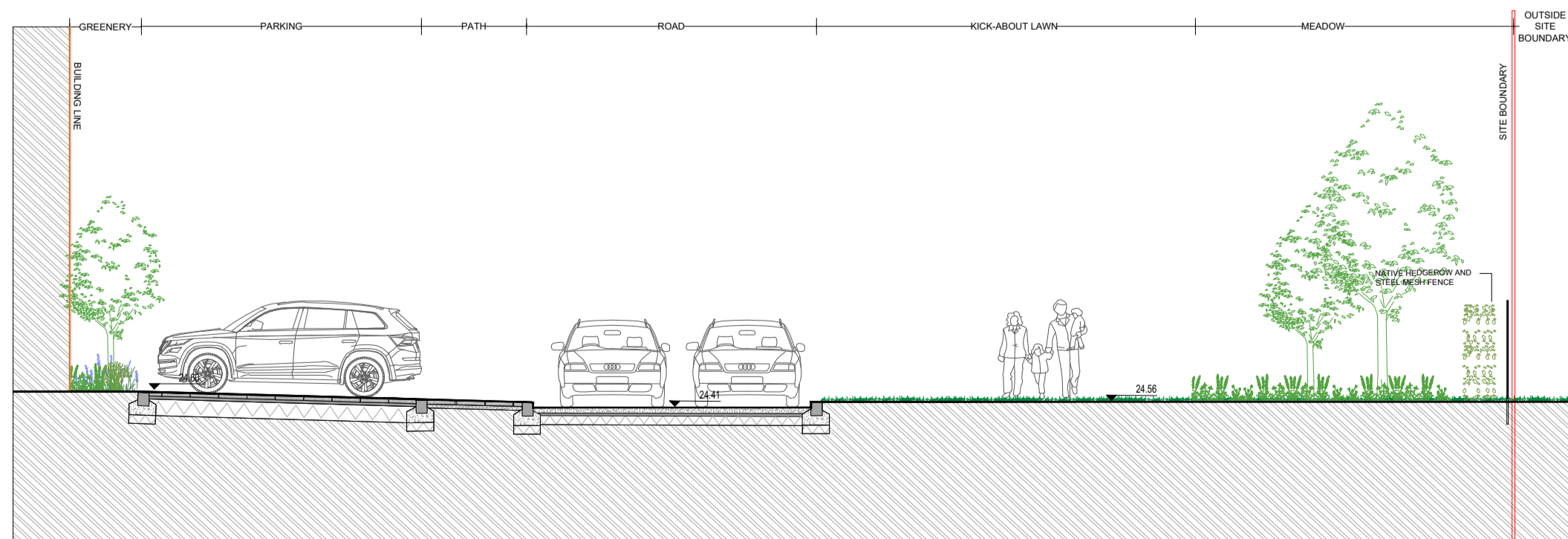
SECTION 5
SCALE: 1:100 @ A1



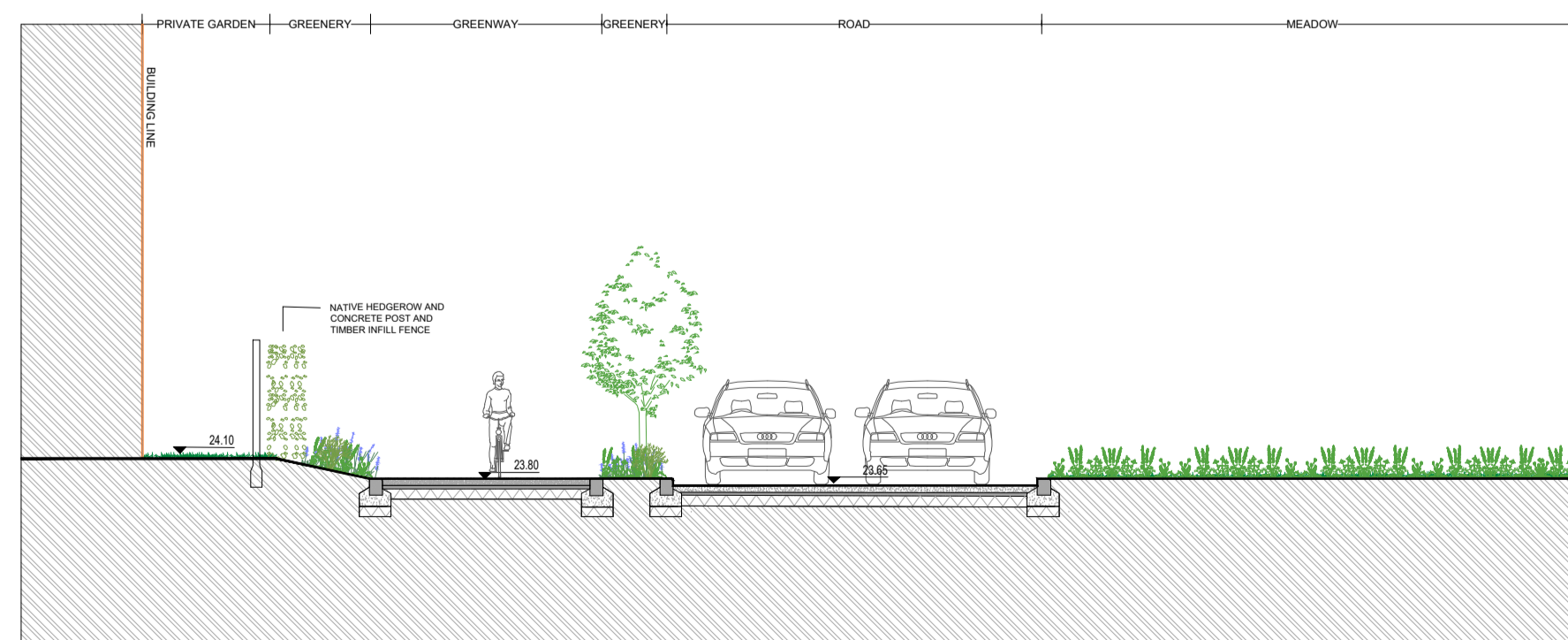
SECTION 7
SCALE: 1:100 @ A1



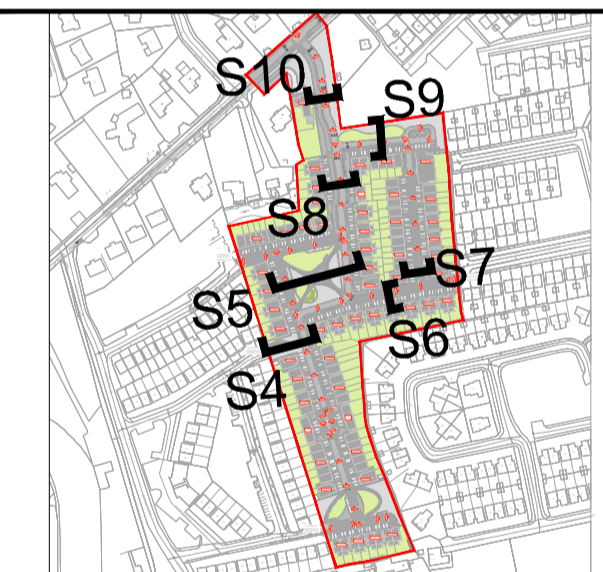
SECTION 08
SCALE: 1:100 @ A1



SECTION 09
SCALE: 1:100 @ A1



SECTION 10
SCALE: 1:100 @ A1



REFERENCE: THIS DRAWING IS NOT FOR CONSTRUCTION

SR LA

SIMON RONAN LANDSCAPE ARCHITECTS

Cork Office
Levis Quay
Sikibreen
Cork
T24
A544431

Dublin Office
25 Glengarriff Parade
Phibsborough
Dublin 7
D07 XZ25

simon@simonronan.com +353 86 056 3434

SECTIONS 2 OF 2
L- 802

SCALE 1:100
A1

PURPOSE OF DRAWING - PLANNING

ROSS ROAD KILLARNEY

THIS DRAWING IS TO BE USED IN CONJUNCTION WITH PRESENT CONSULTANTS DRAWINGS AND IS SUBJECT TO BE CHANGED OR REVISED OR AMENDED WITHOUT NOTICE BY THE CONSULTANTS. NO PART OF THIS DOCUMENT MAY BE REPRODUCED OR TRANSMITTED IN ANY FORM OR BY ANY MEANS, ELECTRONIC OR MECHANICAL, INCLUDING PHOTOCOPYING, RECORDING, OR BY ANY INFORMATION STORAGE AND RETRIEVAL SYSTEM, WITHOUT THE WRITTEN PERMISSION OF THE ARCHITECTS. ANY REPRODUCTION OR TRANSMISSION OF THIS DOCUMENT IN ANY FORM OR BY ANY MEANS, WITHOUT THE WRITTEN PERMISSION OF THE ARCHITECTS, IS PROHIBITED.

JULY 2025