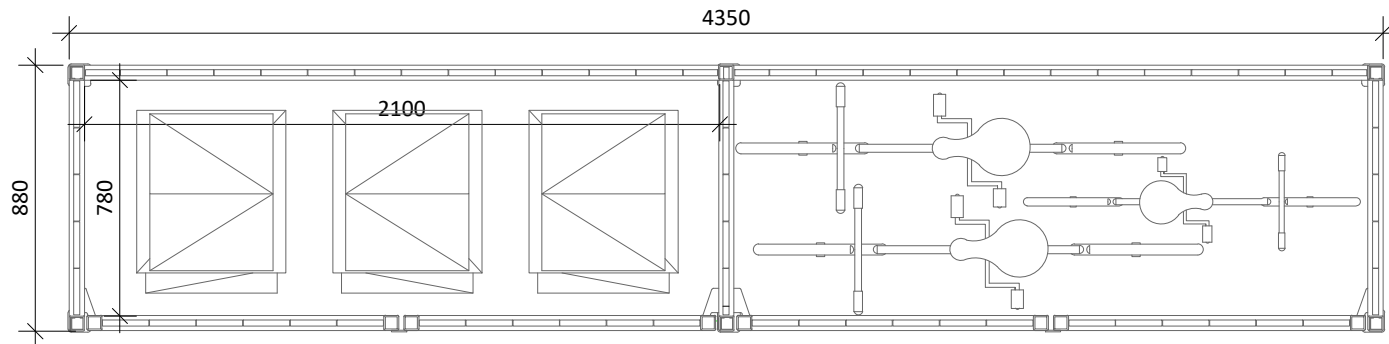


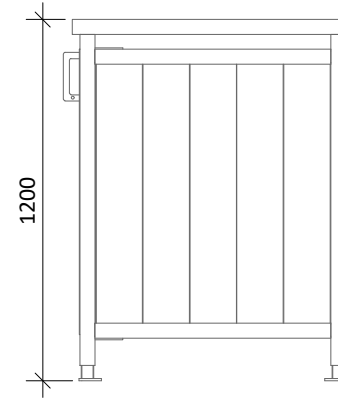
BIN / BIKE STORE

DO NOT SCALE. WORK TO FIGURED DIMENSIONS ONLY.
ALL EXISTING DIMENSIONS TO BE CHECKED ON SITE.
DRAWN ON AUTOCAD R2004 AT DEADY GAHAN ARCHITECTS LTD
LAYERS ON THIS DRAWING COMPLY WITH BS 1192: PART 5



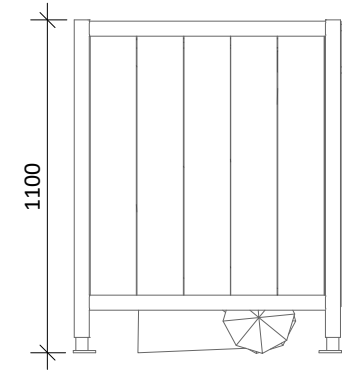
Plan

Scale 1:25@A3



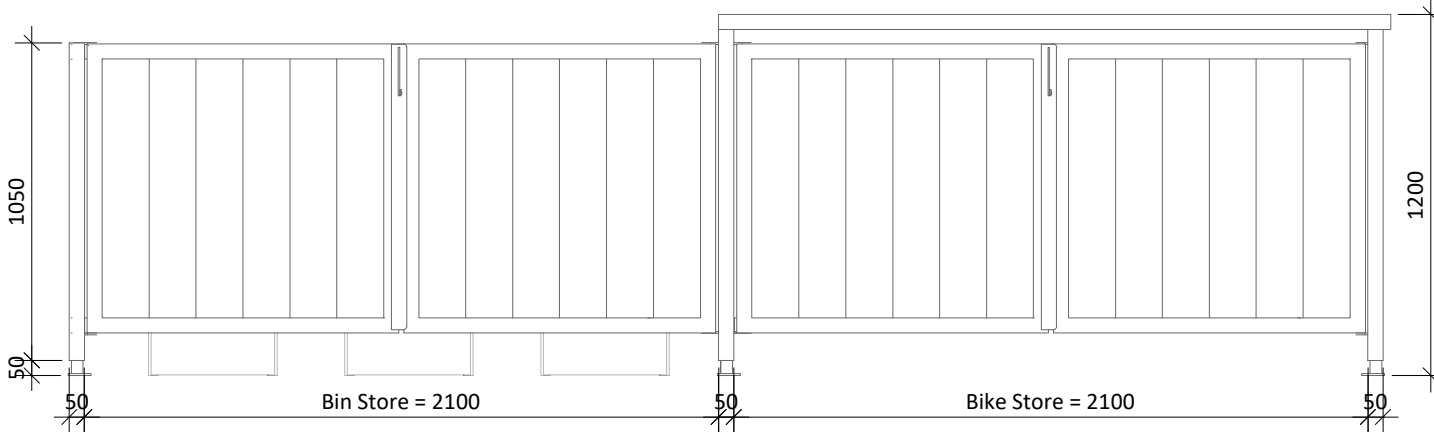
Side Elevation

Scale 1:25@A3



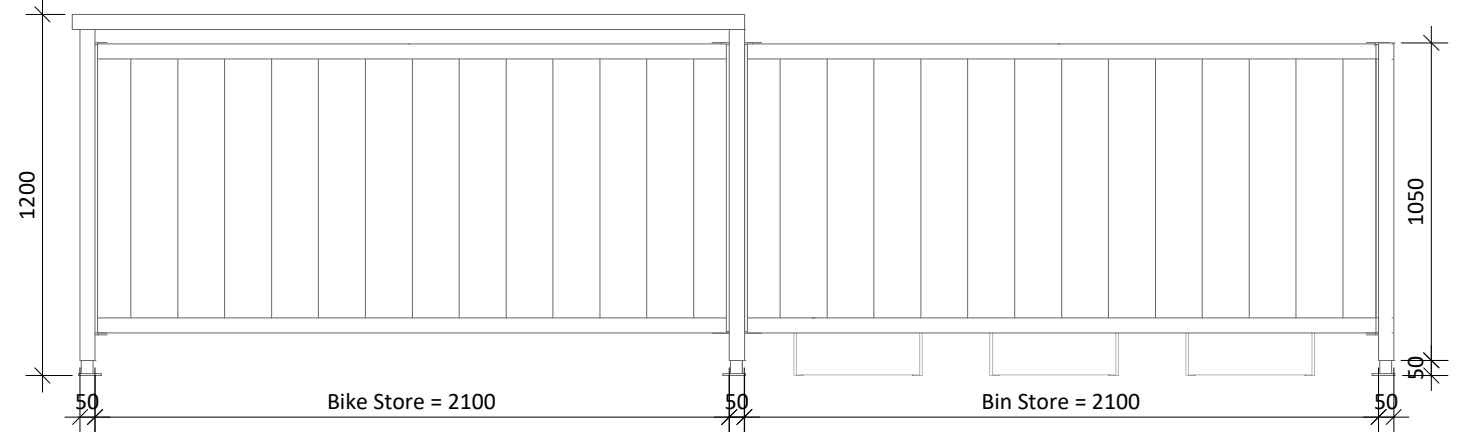
Side Elevation

Scale 1:25@A3



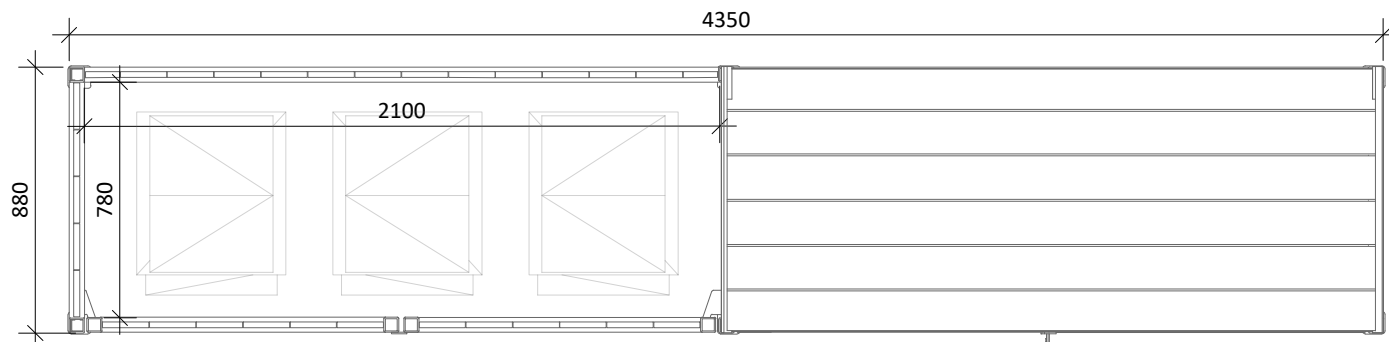
Front Elevation

Scale 1:25@A3



Rear Elevation

Scale 1:25@A3




Roof Plan

Scale 1:25@A3

Note
ALL MID TOWNHOUSE BIKE STORES ARE DESIGNED TO ACCOMMODATE 2 NO. ADULT SIZED BIKES AND 1 NO. CHILD SIZED BIKE.

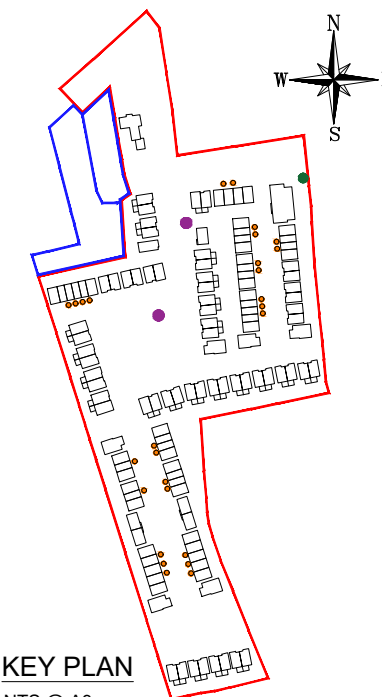
Note
Please refer to Site Plan (drawing no. 24096/P/003) for F.F.L.s and orientation.

Note
20 No. Bike Spaces are provided via Sheffield Stands in the public open spaces.




PROPOSED SHEFFIELD STANDS FOR SHORT STAY VISITORS

BIKE PARKING SCHEDULE	
<p>2/3 Bed Mid Townhouse Units (1 space per bedroom) - 62no. bike spaces required <i>*Detached, Semi-detached, End Townhouse and Triplex units have direct access to private or semi-private amenity/storage spaces and can utilise this for private and visitor bike storage.</i></p> <p>● 27 X 3no. spaces (Secure) Total = 81no. spaces Meets standards set out in the 'Sustainable and Compact Settlements' Guidelines 2024</p>	
<p>Creche Spaces <i>*Spaces provided in secure store, please refer to drawing no. 24096_P_015 for layout.</i></p> <p>● 12no. spaces (Secure)</p>	
<p>Visitors Spaces for Mid-Townhouse Units</p> <p>● 20no. spaces (Sheffield Stands) Exceeds standards set out in the Kerry Co. Co. Development Plan</p>	
<p>TOTAL BIKE PARKING PROVIDED = 113no.</p>	



KEY PLAN
NTS @ A3

date	rev	name	chk	note
01.08.25	P1	MP	EJG	ISSUE FOR PLANNING



Project
PROPOSED RESIDENTIAL DEVELOPMENT
ON ROSS ROAD, KILLARNEY,
CO. KERRY.

Drawing title
BIKE AND BIN STORE (UNIT TYPES D2 AND E1)

Scale	Drawn	Checked	Date
1:25 @ A3	MP	EJG	01.08.25
Project No.	Dwg. No.	Revision	
24096	24096/P/014	P1	
Information / Comments			Tender
Planning			Construction

BIKE AND BIN STORE (UNIT TYPES D2 AND E1)

SCALE 1:25 @ A3